

# Self-adjusting or adjustable inductive proximity switches



## proxi-captor 28xx, 2400.xx/2500.xx, 2250, 2350.xx

These proxi-captors are rugged inductive proximity switches designed for application in extreme environments typical of those to be found in heavy industry, especially in the steel industry.

The proxi-captor is available either as a compact Linit (coil 28xx and electronics 2250.xx/2350.xx) or as a remote System existing of coil 28xx, coil adapter 2800 and electronics 2400.xx/2500.xx. Distance between coil adapter and electronics may be max. 10 m.


Available versions of the electronics are adjustable types 2400.xx, 2250.xx and self-adjusting types 2500.xx and 2350.xx.

The self-adjusting property tunes out the effects of surrounding stationary steelwork in the response area which would normally serve to operate standard types of switch and allows installation in applications which have previously proved problematic,

The proxi-captor comprises of fully encapsulated aluminium housing with detachable copper coil which can be constructed according to specific application requirements.

- Self-adjusting or adjustable inductive proximity switch
- ambient temperatures up to 200 °C
- custom-made with replaceable coil
- remote operation possible

**ISO 9001:2015**



Construction	aluminium, fully encapsulated	
Coil material	10 mm solid copper wire with ERmeto connections	
Supply connection cable	2 m silicone armoured cable	
Coaxial connection cable	up to 10 m Teflon coaxial with protective metal tubing	
Vibration and shock	in accordance with DIN 574 11	
Life span	independent of switching frequency	
Ambient temperature	-20 °C to +70 °C (-6 °F to +158 °F) remote coil: max. 200 °C (392 °F )	
Protection standard	IP 65 / DIN 400 50	
Type	----.52 ----.53	----.14 ----.15
Power supply	110/ 230 V AC	24 V DC
Output	thyristor	transistor
Switching current	200 mA	500 mA
Power consumption	approx. 1 VA	approx. 1 W
Electronics type	2250.xx, 2400.xx	2350.xx, 2500.xx
Setting of switching distance	adjustment by potentiometer	self-adjusting
Switching distance	according to form and size of coil	
Correction factors	Steel = 1; CrNi = 0.85; Brass = 0.54; Al = 0.5; Cu = 0.46	
Repeatability	approx. 1 % of switching distance	

**weber**

Sensors GmbH · Strohdeich 32 · D-25377 Kollmar · Tel.: +49 4128-591 · Fax: -593 eMail: [info@captor.de](mailto:info@captor.de)

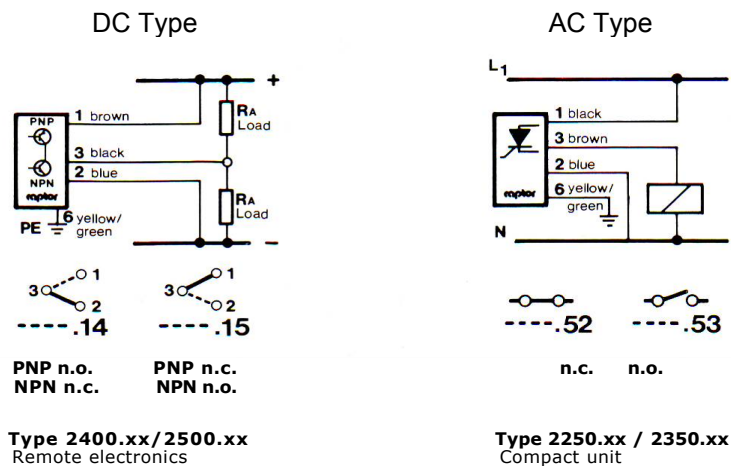
Technical data subject to alteration! · Rev. AC / 15.06.2015

# Self-adjusting or adjustable inductive proximity switches

## proxi-captor 28xx, 2400.xx/2500.xx, 2250, 2350.xx

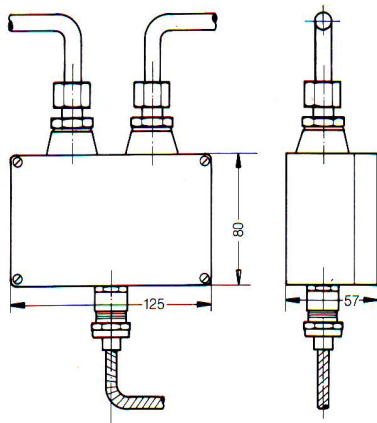


Connection diagram:

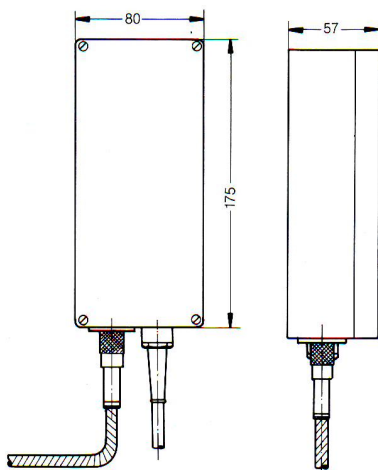


### Dimensions (mm)

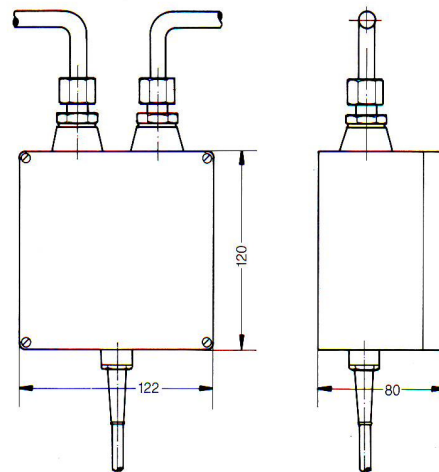
**Type 2800 + 28 - -**  
Coil adapter + coil



**Type 2400.-- / 2500.--**  
Remote electronics  
(see sep. data-sheet)



**Type 2250.-- / 2350.--**  
Compact unit



**weber**