


### Key Features

- Provides quick shut down to Conveyors
- Provides personnel Protection
- Keeps Damage costs Low
- Each unit can cover up to 200 ft. of conveyor
- Ambidextrous switch for all Personnel



### Description

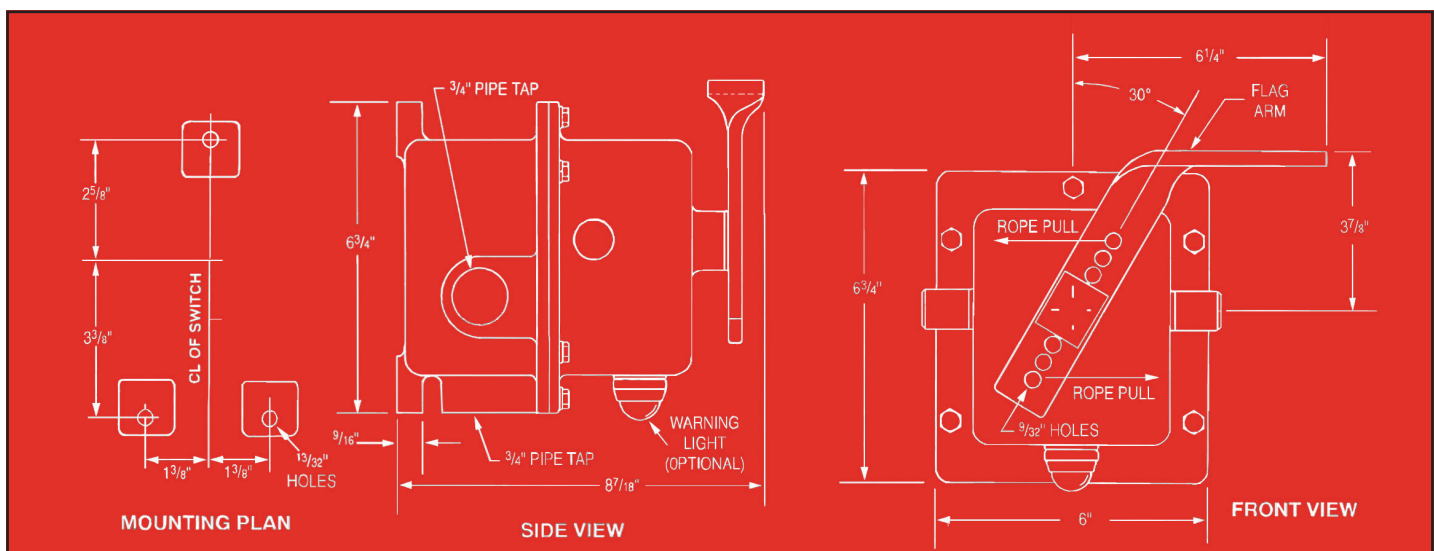
The Model RS is a single lever ambidextrous switch that allows personnel to shut down a conveyor along 200 feet of the assembly. This switch works in both normal conditions and in disruptive events that may cause damage to a conveyor. Cable is run from both sides of the handle where the cables are attached to the holes that apply the desired resistance to trigger the switch. The bottom holes require 40lbs, the middle 28lbs, and the top 20lbs of force to trip the switch. This variation of force allows the safety switch to be altered according to the application of the switch. Once triggered the switch will shut down the conveyor in order to protect it, as well as the personnel involved with the machinery. This switch is necessary for maintaining a safe working environment, especially in areas that may have perilous conditions.

### Principle of Operation

The Actuator inside the RS is activated through the red lever, this in turn activates a micro switch which will perform an emergency shut-down on the monitored system. This can include an alarm if so desired, as well as an indication light that shows whether a actuator has been activated. This permits easy detection in low visibility areas. The RS provides an efficient way to protect equipment and personnel in your facility.

### Mounting

The RS has three screw mounts on the bottom of the housing. The holes allow the switch to be mounted on a vertical surface so that the switch is turned either clockwise, or counter-clockwise.



*\*RS Dimensional Drawing*

### Specifications

Product	
Weight	12 Lbs
Environment	
Certified Ambient Temperature	0 to 40 °C [32 to 104 °F]
Functional Ambient Temperature	-50 to 85 °C [-58 to 185 °F]
Enclosure Material	319 cast aluminum
Enclosure Rating (UL)	NEMA Type 1, 3, 3R, 4, 4X
Enclosure Rating (CSA)	NEMA Type 3, 4, 4X
Mounting	3 10mm mounting holes
Switch	
Switch Type	SPDT (sub model dependant)
Contact Type	Dry Contact
Contact Rating (UL)	20A @ 125V, 250V or 480V AC; 1 hp @ 125V AC; 2 hp @ 250V AC
Contact Rating (CSA)	20A @ 125V, 250V or 480V AC; 1 hp @ 125V AC; 2 hp @ 250V AC; ½ A @ 125V DC; ¼ A @ 250V DC
Electrical Action	Latching (via actuator)
Electrical Connection	¾" NPT x 3
Actuator	
Cable Length	100 feet on each side
Cable Material	galvanized aircraft cable

### Product Certification

Standard	Class	Division	Group(s)
UL 508	N/A	N/A	N/A
CSA 3211-06	N/A	N/A	N/A



### Ordering


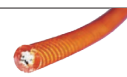



Model Number	Part Number
Model RS	800-003200

*\*For other part numbers please contact Sales Dept.*

### Complete System Includes

- Safety Switch
- 10ft of cable (per unit)

### Options and Accessories

Option	Picture
Orange nylon coated Cable	
Orange vinyl coated cable	
Mounting Bracket	
Cable Support Eyebolt, 1/2" x 6" Plated	
Cable End Fitting/ Cable Clamp (each)	

### Common Applications

- Conveyors
- Production Lines
- Assembly Lines
- Material Handling

### Typical Industries

- Grain
- Manufacturing
- Mining
- Construction
- Assembly Lines