


Fitting the bellows



The bellows protect the screw against dirt and moisture.

PLEASE NOTE:

The bellows must not be compressed to less than the ZD dimension nor extended beyond the AZ dimension.

If the stroke is longer than 1000 mm, fit a bellows with an extension block. Take into consideration that when the bellows is fitted

horizontally it must not touch the screw: Risk of serious damage! Use support rings to avoid such damage.

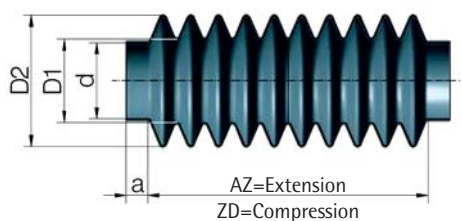
Protect the screws, especially during on-site assembly, against: building site dust, grinding dust from angle grinders,


weld spatter, etc. Protect the bellows against direct sunshine.

Take into consideration also that the thermal insulation effect of the bellows reduces the maximum duty cycle of the screw jack.



Bellows Z-...-FB, round




Part no.		a	d	ZD	AZ	Stroke	D1	D2	kg
GSZ-2-FB 182		11	26	38	220	182	26	55	0.08
GSZ-2-FB 364		11	26	98	462	364	26	55	0.16
Z-5-FB-265		10	29	35	300	265	40	76	0.15
Z-10-FB-340		10	39	80	420	340	40	80	0.21
Z-25-FB-300		15	46	70	370	300	50	83	0.25
Z-35/50-FB-390		18	60	85	475	390	66	102	0.43
Z-100-FB-285		15	85	75	360	285	85	118	0.29
Z-150-FB-350		15	90	50	400	350	92	141	0.44
Z-250-FB-390		15	120	90	480	390	125	166	1.10
Z-350-FB-600		15	145	100	700	600	172	236	2.40

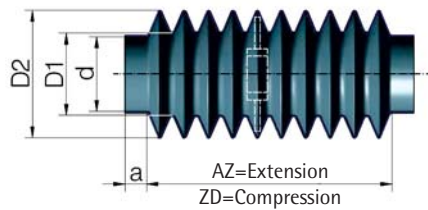
Material: PVC, NBR (GSZ-2), operating temperature -20°C to $+70^{\circ}\text{C}$ (max. $+85^{\circ}\text{C}$), cold fracture temperature -32°C , incl. 2 galvanised hose clips.

CAUTION: For screw extensions, see Sections 2+3 identical to the previous MSZ type

Bellows FB



Bellows Z-..-FB, polygonal



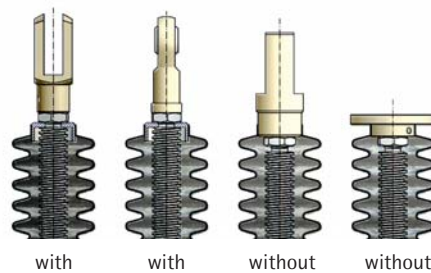
Material: Polyurethane-coated polyester fabric type OZ-23, temperature stability -15°C to +70°C, incl. 2 galvanised hose clips.

For screw extensions, see Sections 2+3

CAUTION:
For special bellows, dimensions ZD, AZ and DZ may be different!

Part no.	a	d	ZD	AZ	Stroke	D1	D2	kg
Z-5-FB-500	10	29	100	600	500	38	68	0.19
Z-5-FB-800	10	29	120	920	800	38	68	0.30
Z-10-FB-700	10	39	100	800	700	38	75	0.23
Z-10-FB-1000	10	39	150	1150	1000	38	75	0.32
Z-25-FB-700	15	46	100	800	700	63	105	0.32
Z-25-FB-1000	15	46	120	1120	1000	63	105	0.43
Z-35/50-FB-600	15	60	72	672	600	63	105	0.23
Z-35/50-FB-1000	15	60	130	1130	1000	63	105	0.42
Z-35/50-FB-1200	15	60	125	1325	1200	63	105	0.42
Z-35/50-FB-1500	15	60	180	1680	1500	63	105	0.51
Z-100-FB-600	15	85	72	672	600	63	105	0.29
Z-100-FB-1000	15	85	130	1130	1000	63	105	0.40
Z-100-FB-1500	15	85	180	1680	1500	63	105	0.44
Z-150-FB-600	15	90	72	672	600	110	150	0.40
Z-150-FB-1000	15	90	130	1130	1000	110	150	0.60
Z-150-FB-1500	15	90	180	1680	1500	110	150	0.82
Z-250-FB-600	15	120	72	672	600	110	150	0.40
Z-250-FB-1000	15	120	130	1130	1000	110	150	0.60
Z-250-FB-1500	15	120	180	1680	1500	110	150	0.82
Z-350-FB-900	15	145	108	1008	900	150	200	0.70
Z-350-FB-1500	15	145	180	1680	1500	150	200	1.10

IMPORTANT! When ordering, please specify:
When mounted horizontally, the bellows must be fitted with suitable support rings, so as to avoid wear due to rubbing against the trapezoidal thread of the screw.
For lengths longer than 1000 mm, an extension block is necessary.
Compatible with the previous MSZ types


Bellows fixing ring
Z-..-FBR

The fixing ring FBR is used to secure the bellows FB to the forked end GK or rod end KGK. Identical to the previous MSZ types

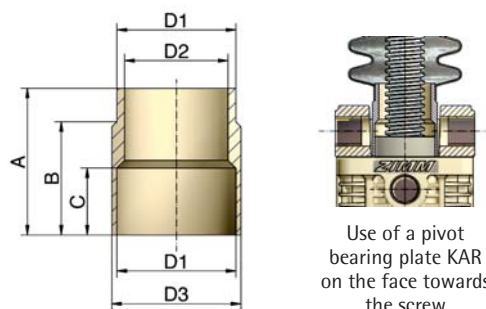
If a forked end GK or rod end KGK is included in the scope of the order, the fixing ring is supplied automatically.
Otherwise, please order it separately.

Ordering example:
Z-25-FBR

Material: POM (plastic)



Bellows adapter Z-..-FBA



Part no.	D1	D2	D3	A	B	C
Z-5-FBA	29	25	32	44	32	20
Z-10-FBA	39	30	42	42	32	22
Z-25-FBA	46	40	50	57	42	26
Z-35/50-FBA	60	52	65	70	52	40
Z-100-FBA	85	80	90	90	72	50
Z-150-FBA	90	85	95	100	82	50
Z-250-FBA	120	115	125	118	100	60
Z-350-FBA	145	140	150	130	112	60
Z-500-FBA	170	150	180	172	152	70

Material: Aluminium, corrosion-resistant